



5.2 – Line and rotational symmetry

Student name: _____ **Answers** _____ Score: _____


1.



Complete this statement for the parallelogram shown.


This shape has⁰..... lines of symmetry and rotational symmetry of order²..... [2]

2. Shade **two** small squares so that the shape has exactly one line of symmetry.



[1]

3.



For the diagram, write down


(a) the number of lines of symmetry,

.....⁰..... [1]


(b) the order of rotational symmetry.

.....²..... [1]

4. (a) Shade **two** squares so that this shape has exactly one line of symmetry.




or



[1]

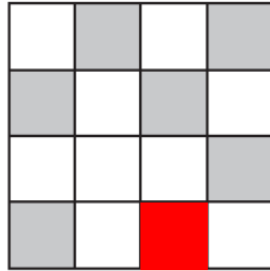


(b) Shade **two** squares so that this shape has rotational symmetry of order 2.



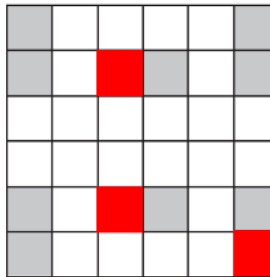
[1]

5. (a) Shade one small square so that this shape has exactly 1 line of symmetry.



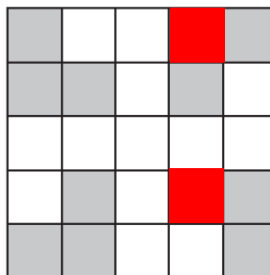
[1]

(b) Shade three small squares so that this shape has exactly 2 lines of symmetry.



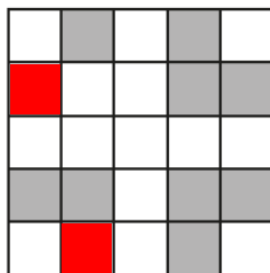
[2]

(c) Shade two small squares so that this shape has rotational symmetry of order 4.



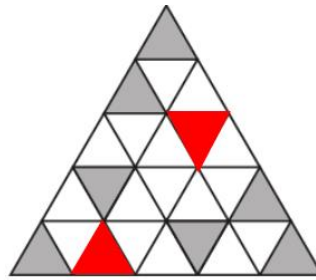
[2]

6. (a) Shade two more squares so that this shape has exactly one line of symmetry.



[1]

(b) Shade two more triangles so that this shape has rotational symmetry of order 3.



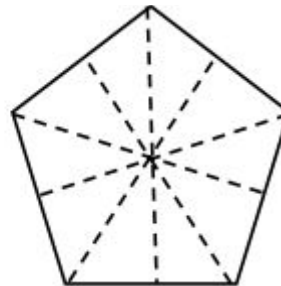
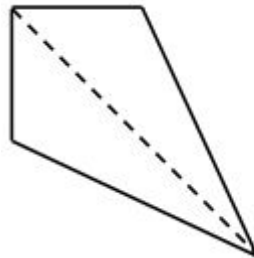
[1]

7. A quadrilateral has rotational symmetry of order two, two lines of symmetry and its angles are **not** right angles.

What is the special name of this quadrilateral?

Rhombus [1]

8. Draw **all** the lines of symmetry on each of these shapes.



[2]

9. Complete the statement.

A parallelogram has rotational symmetry of order2.....

and0..... lines of symmetry. [2]